



Student Instructions

Uploading Immunization Records (Vaccines)

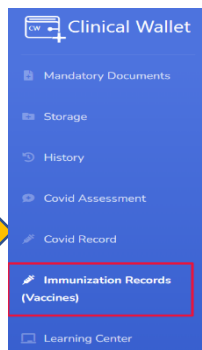
Available on the website: www.ClinicalWallet.com


Vaccination Record:

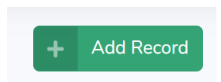
1. Go to www.ClinicalWallet.com

2. Login with your **email and password.**

3. **On the Menu (left panel),** Click on IMMUNIZATION RECORDS 




4. **Click 'Add Record'** to submit details & upload a copy of your Vaccine Record. 



5. **Complete the dose details** for each vaccine and **Click SAVE.** 

6. **Click CHOOSE FILE** to upload an image 

7. **Check the box to confirm** this is proof for school/agency and **Click SAVE** 

*Chat  *Text us at 480.630.2256
*Click **FORGOT PASSWORD** to reset your password